
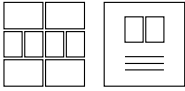
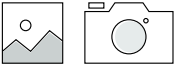

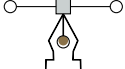


CRAFTING YOUR CREATIVE FOOTPRINT

worksheet for the modern memory keeper

<p>COLOUR PALETTE</p> 	<p>TYPOGRAPHY</p> <p>A B C D E F G H I J K L M N O P Q R S T U V W X Y Z a b c d e f g h i j k l m n o p q r s t u v w x y z 1 2 3 4 5 6 7 8 9 0</p>	<p>TEMPLATES</p> 
<p>NARRATIVES</p> 	<p>DESIGN ELEMENTS & PRINCIPLES</p> 	<p>TOOLS</p> 

Project Name:

COLOUR PALETTE: CMYK, RGB, HEX, hue, saturation, brightness

TYPOGRAPHY: Typeface, hierarchy, contrast, consistency, alignment, white space, kerning, colour, size, spacing

<p>Name of font: Source Location</p>	<p>Name of font: Source Location</p>	<p>Name of font: Source Location</p>
--	--	--

PREFERENCES: Photo editing, templates, tools, design elements, journal techniques, products, programs...

NOTES & RESOURCES:

- 01.plan* 1. Choose a page map. 2. Pick a narrative card/question. 3. Select your photos and digital cards.
- 02.polish* 1. Typography: Select your fonts; size, typeface, colour. 2. Edit design details; photos, grammar, palette...
- 03.print* 1. Upload and print to your preferred company.